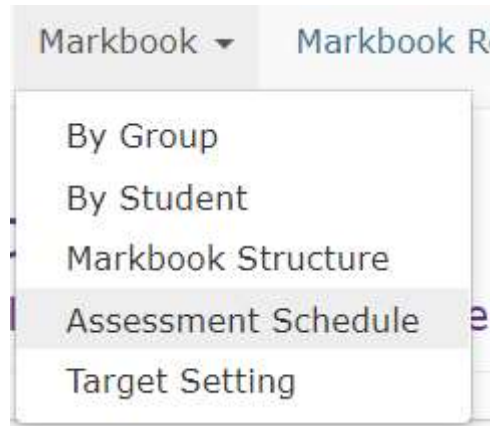


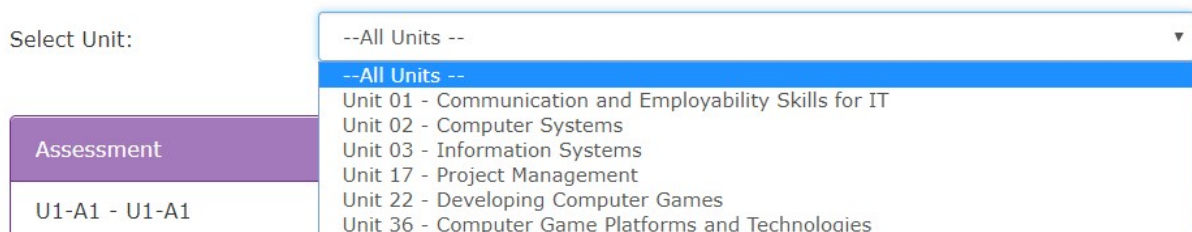
Assessment Schedule

Go to your Student Group Page.

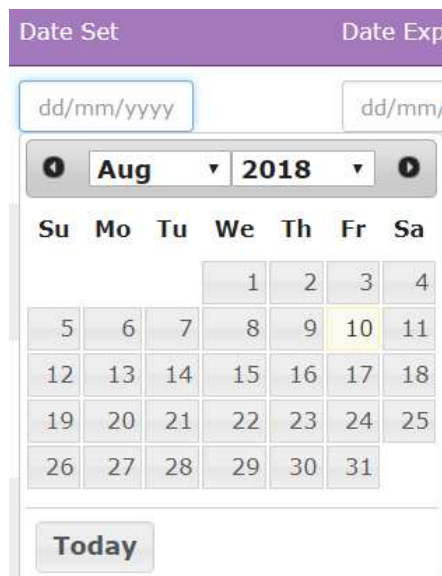
On the top menu, select “Markbook” and then “Assessment Schedule”.



This will show all assessment for all units in the Markbook. You can filter the list by using the Select Unit drop-down.



To enter dates, select the date box which you want to complete and then select the date from the pop up calendar that appears.



You will be able to select the teacher from the drop-down. A list of tutors who are attached to this student group will be displayed.


Teacher

--Select--

--Select--

Dewey, Dominic

When you have completed the dates and selected a tutor make sure to press "Save" to save any changes you have made.

U1-A4 - U1-A4	100	1.00	21/08/2018	28/08/2018	Dewey, Dominic		More Details
---------------	-----	------	------------	------------	----------------	---	------------------------------

4 row(s)

o copy an Assessment Schedule from another student group within the same course in this academic year, click here

Save