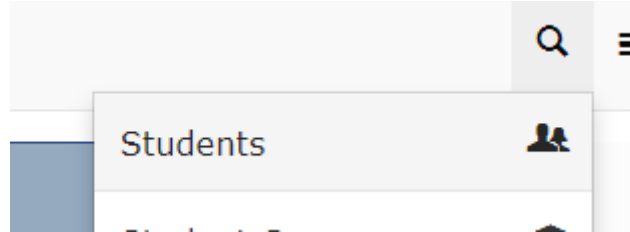


## Viewing/Setting Risk Indicators for an individual

Select "Search" and then select "Student".



On the student search page, enter the student ref/name, click "Search", and select student from the search results displayed.

Student Filter Options

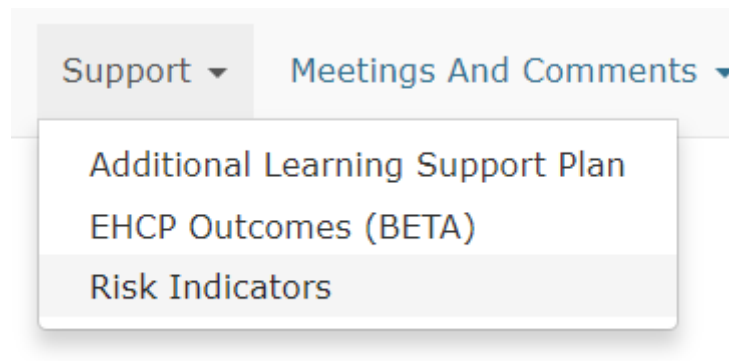
Surname:  Forenames:

Learner Ref:  In current Academic Year:

Student(s):

Learner Ref	Name	Date Of Birth	Gender
1234	Barbara Lewis	16/04/1944	F

On the Student ILP page from the menu heading select "support" and then "Risk Indicators".



This will take you to the Risk Indicators page. At the top of the page there will be Overall Risk, which is set automatically according to all course Risk indicators.









### Overall Risk

Overall Risk (This is set \*automatically\* every 30 minutes according to the Course Risk Indicators below. Please edit one of the Course Risks below to change the Overall Risk):

Red

You will see all Risk Indicators for the student by course. If you wish to change an Indicator, select the pen icon, which will allow you to edit this indicator.

#### Risk Indicators By Course

Course	Avg Atd	Avg Punct	Not Achieved Smart Ta	No. At Risk Comms	Reason for Risk Status on this course	Learner Risk Status on
It (Games Development) - Level 3 Btec Diploma (90 Credit)	95	92	1	0	Work is at L2 standard, 18.5.18 on behalf of RS, has no achieved 70% and is no longer deemed medium risk.	 
Independent Study			0	0		 Edit  Audit Trail
Tutorial	89	94	0	0		
Work Experience			0	0		
GCSE English			0	0	Works well in class, but needs support in terms of SPaG.	 
Functional GCSE Maths			0	2		